

Ultra-Sorb Replacement parts

FIGURE 28-1: ULTRA-SORB MODEL LV REPLACEMENT PARTS

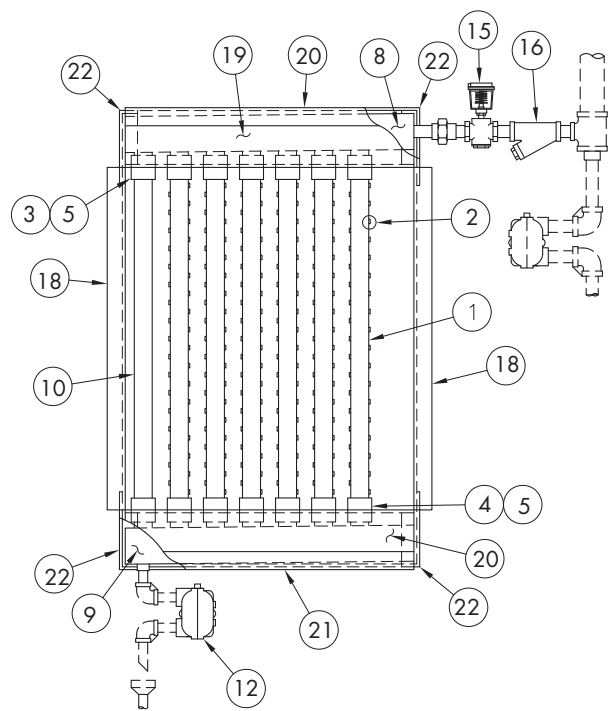


FIGURE 28-2: HEADER (NONPRESSURIZED STEAM)

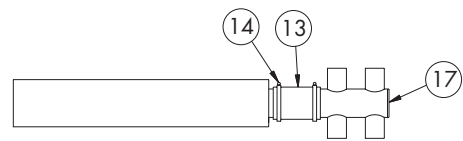
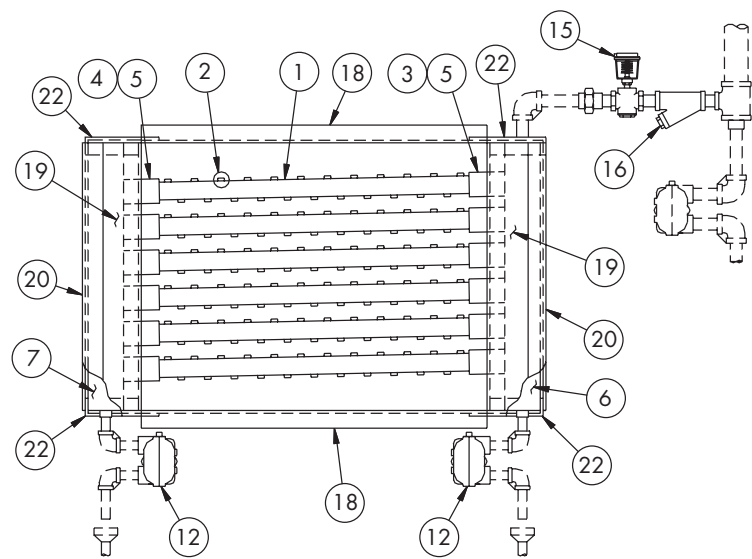


FIGURE 28-3: ULTRA-SORB MODEL LH REPLACEMENT PARTS



Replacement parts

Table 29-1:
Ultra-sorb replacement parts

No.	Description	Part no.
1	1 ½" (38 mm) High-Efficiency Tube	Consult factory
	1 ½" (38 mm) Dispersion tube	Consult factory
2	Tubelet	Consult factory
3	Slip coupling with shoulder, 1 ½" (38 mm)	162727-002
4	Slip coupling without shoulder, 1 ½" (38 mm)	162727-001
5	O-rings	300400-006
6	Supply header, Ultra-sorb Model LH	Consult factory
7	Return header, Ultra-sorb Model LH	Consult factory
8	Supply header, Ultra-sorb Model LV	Consult factory
9	Return header, Ultra-sorb Model LV	Consult factory
10	1 ½" Drain tube, Ultra-sorb Model LV	Consult factory
12	Steam trap	Consult factory
13	Hose cuff	Consult factory
14	Hose clamp	Consult factory
15	Steam valve	Consult factory
16	Strainer	Consult factory
17	Steam connector	Consult factory
18	Mounting flange, Ultra-sorb Models LV and LH	Consult factory
19	Header enclosure, Ultra-sorb Model LH	Consult factory
20	Header enclosure, Ultra-sorb Model LV	Consult factory
21	Return header cover, Ultra-sorb Model LV	Consult factory
22	Header enclosure cap, Ultra-sorb Models LV and LH	Consult factory